

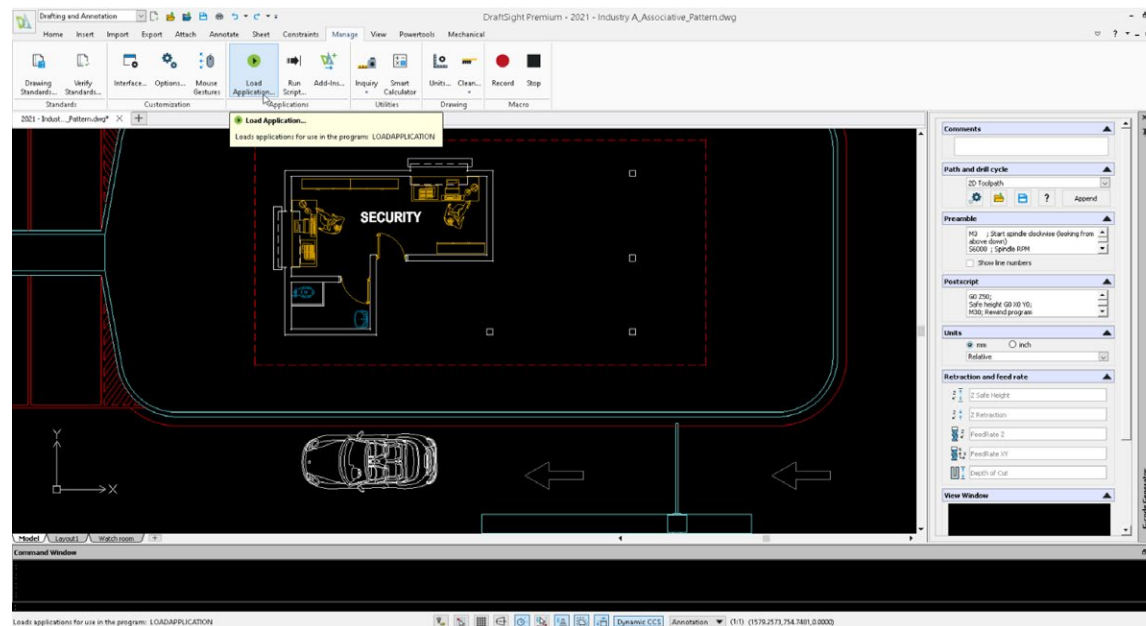
# What's New in DraftSight 2021

## Welcome to DraftSight 2021!

This new release further eases your transition from AutoCAD and helps accelerate your large and complex projects. Here are more details on the Service Pack 0 (SP0) release. Please stay tuned for more exciting enhancements in the upcoming Service Packs.

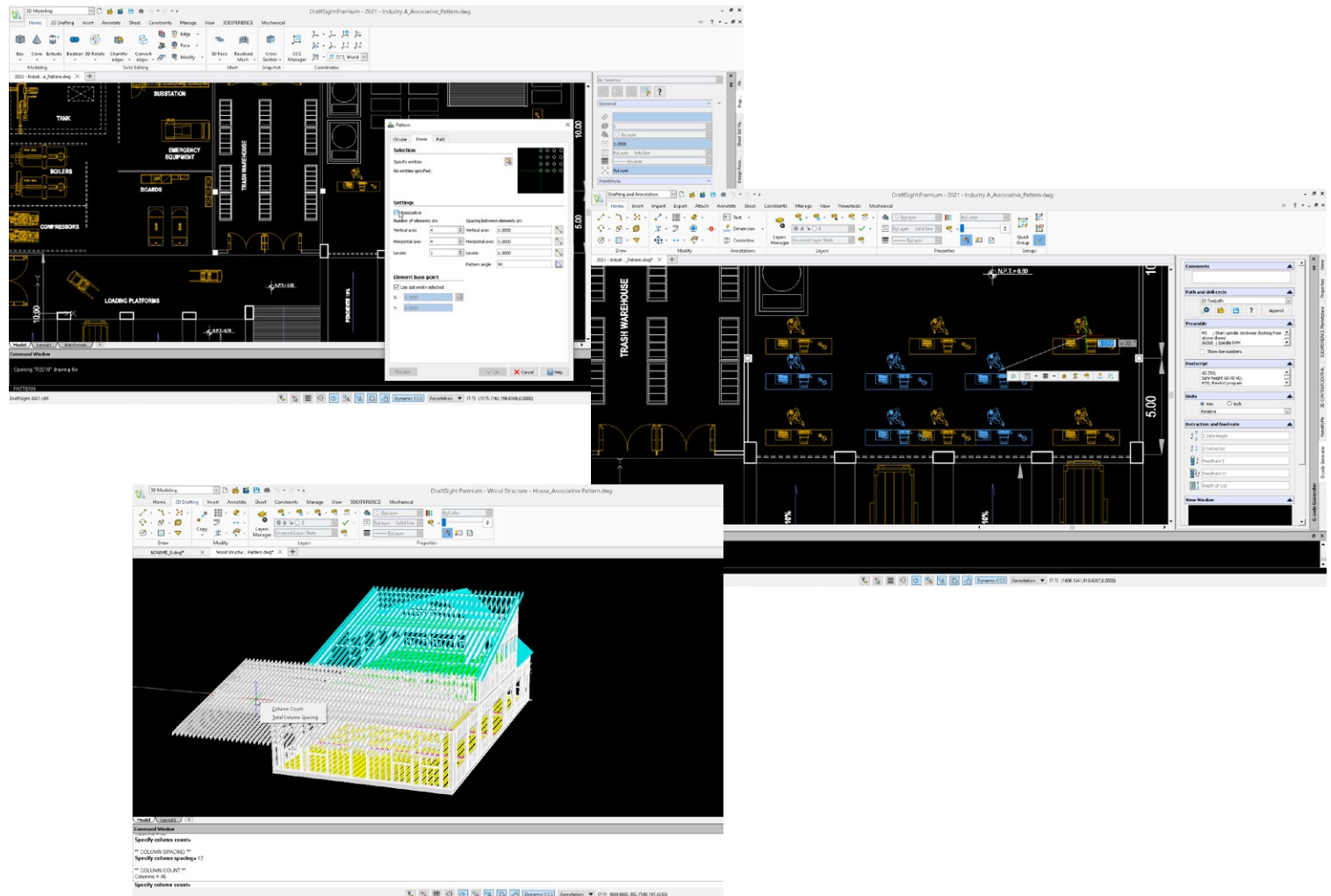
## Run Visual LISP directly in DraftSight.

- Visual LISP routines are frequent and important automations created in AutoCAD to speed up repetitive tasks and ensure quality.
- In addition to the existing support of Auto LISP, DraftSight 2021 can now run Visual LISP directly. You can now simply load a LISP similar to opening a file and execute the routine as designed by the LISP.



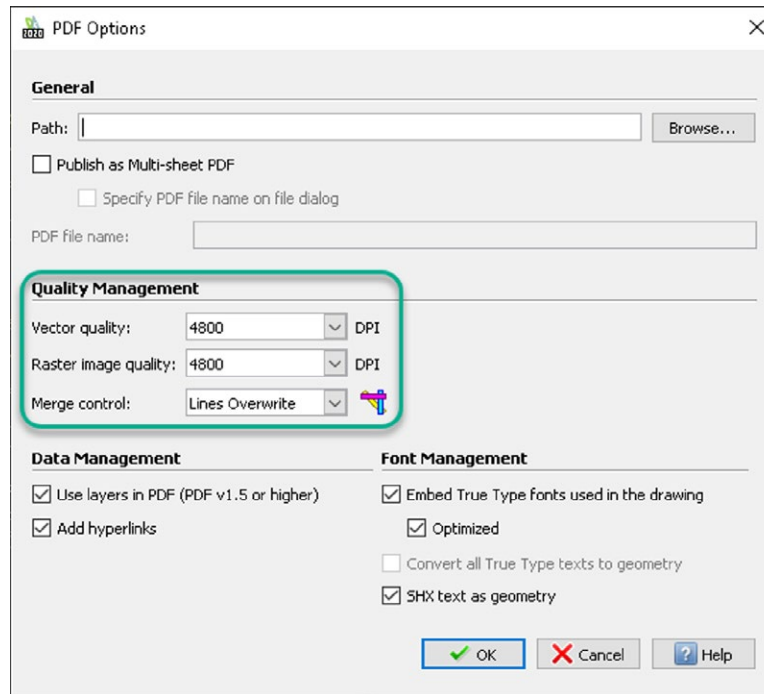
## Modify patterns associatively and directly with graphical grips.

- Patterns are common objects to ensure consistency and increase productivity.
- With DraftSight 2021, you can easily drag and drop graphical grips to adjust pattern location, instance, and spacing.
- To edit the parameters more accurately, you also type in numbers on the in-context input boxes.
- The associative patterns are supported in both 2D and 3D DWGs.



## Control image qualities on PDF Prints.

- Images are frequently referenced in drawings such as logos and watermarks.
- Now with DraftSight 2021, to improve PDF output presentations, speed up the printing process and cut file sizes, you can control the quality of the vector and raster images.



## Modify the model viewport background color directly with a command

- A common practice has been to adjust model viewport colors according to personal preferences.
- Now you can set up colors easily to relax your eyes and protect your vision by simply typing in this command: MODELBACKGROUNDCOLOR

